

# A reduced load approximation accounting for link interactions in a loss network

M.R.Thompson      P.K.Pollett

*Department of Mathematics  
The University of Queensland*

## Abstract

This paper is concerned with evaluating the performance of loss networks. Accurate determination of loss network performance can assist in the design and dimensioning of telecommunications networks. However, exact determination can be difficult and generally cannot be done in reasonable time. For these reasons there is much interest in developing fast and accurate approximations. We develop a reduced load approximation that improves on the famous Erlang fixed point approximation (EFPA) in a variety of circumstances. We illustrate our results with reference to a range of networks for which the EFPA may be expected to perform badly.

## 1 Introduction

We shall use the standard model for a circuit-switched teletraffic network. The network consists of a finite set of links  $J$  and the  $j$ -th link comprises a co-operative group of  $C_j$  circuits. Upon connection of a call an end-to-end route is established such that a call initiated on route  $r$  seizes a number,  $a_{j,r}$ , of circuits from one or more of the links in  $J$ . For simplicity, we will assume that  $a_{j,r} = 1$  if link  $j$  is part of route  $r$ ; otherwise  $a_{j,r} = 0$ . More general models may allow  $a_{j,r} \in \{0, 1, 2, \dots, C_j\}$ . The  $(a_{j,r}; j \in J)$  circuits remain exclusively dedicated to the connection as long as it is maintained, even when no information is being transferred. When the call is terminated, all of the circuits are released simultaneously and are then available to be used by future calls. Denote the set of all routes by  $R$ , the routing matrix  $(a_{j,r}; j \in J, r \in R)$  by  $A$ , and write  $j \in r$  as an abbreviation for  $j \in \{i \in J : a_{i,r} > 0\}$ . Rather than identifying a call type by its originating and destination points, a call type is identified by its route. To this end, the model assumes arriving calls are requesting to be connected along a particular route. There are no waiting arrangements for calls that cannot be connected immediately; a call that arrives to find insufficient capacity on one or more of the links along its route is blocked from service and is then lost. The proportions  $(L_r; r \in R)$  of calls that are expected to be lost on each respective route  $r$  form a natural measure of network efficiency.

The usual state description tracks the numbers of calls in progress on each of the routes. Let  $\mathbf{Y} = (Y_r; r \in R)$ , where  $Y_r$  is the random number of route- $r$  calls in

progress. Due to the capacity constraints,  $\mathbf{Y}$  takes values in the subset  $S = S(\mathbf{C})$  of  $\mathbb{N}^R$  given by

$$S(\mathbf{C}) = \left\{ \mathbf{n} \in \mathbb{N}^R : \sum_{r \in R} a_{j,r} n_r \leq C_j, j \in J \right\}. \quad (1)$$

We will suppose that calls for each route arrive in independent Poisson streams, with route- $r$  calls arriving at rate  $\psi_r$ . Further suppose that calls have an exponentially distributed duration after being accepted. Under these assumptions,  $\mathbf{Y}$  is a reversible Markov process and its equilibrium distribution has a product form. Let the mean holding time of calls on route  $r$  be  $\phi_r^{-1}$ . Define  $P$  to be the probability measure under which  $(Y_r; r \in \mathcal{R})$  are independent Poisson random variables with means  $\nu_r = \psi_r / \phi_r$ ,  $r \in \mathcal{R}$ . This would be the equilibrium measure for the usage on each of the routes were the system not to have any capacity constraints. The restriction  $\mathbf{Y}$  to  $S$  is a truncation of a reversible Markov process and its equilibrium probability measure is thus given by

$$\pi(\mathcal{A}) = P(\mathcal{A} | \mathbf{Y} \in S), \quad \text{for all } P\text{-measurable } \mathcal{A}. \quad (2)$$

Under  $\pi$ ,  $\mathbf{Y}$  is still reversible (Kelly [8], Corollary 1.10), and thus the form of  $\pi$  can be easily obtained from the detailed balance equations,

$$\psi_r \pi(\mathbf{Y} = \mathbf{n}) = (n_r + 1) \phi_r \pi(\mathbf{Y} = \mathbf{n} + \mathbf{e}_r), \quad \mathbf{n}, \mathbf{n} + \mathbf{e}_r \in S. \quad (3)$$

(Here  $\mathbf{e}_r$  represents the unit vector with a 1 in the  $r$ -th position.) In the present context, there is no need to distinguish between the traffic load  $\nu_r$  and the arrival rate  $\psi_r$ , for replacing  $\psi_r$  by  $\nu_r$  and  $\phi_r$  by 1 does not alter (3). Thus, without loss of generality, it may be assumed that the mean holding times of all call types are 1.

The form of  $\pi$  can also be derived directly from definition (2). For instance, if  $K \subseteq J$  and  $R_K = \{r \in R : \sum_{j \in K} a_{j,r} > 0\}$  is the set of routes that use at least one link in  $K$ , then the marginal distribution of the numbers of calls on routes in  $R_K$  is

$$\pi(\mathbf{Y}_{R_K} = \mathbf{n}_{R_K}) = \frac{P(\mathbf{Y} \in S | \mathbf{Y}_{R_K} = \mathbf{n}_{R_K}) P(\mathbf{Y}_{R_K} = \mathbf{n}_{R_K})}{P(\mathbf{Y} \in S)},$$

where  $\mathbf{Y}_{R_K} = \mathbf{n}_{R_K}$  is shorthand for the event  $\cap_{r \in R_K} \{Y_r = n_r\}$ . Noticing that

$$P(\mathbf{Y} \in S | \mathbf{Y}_{R_K} = \mathbf{n}_{R_K}) = P\left( \sum_{r \notin R_K} a_{j,r} Y_r \leq C_j - \sum_{r \in R_K} a_{j,r} n_r, j \in J \right)$$

is a function (call it  $\theta_K$ ) only of  $\mathbf{n}_{\partial R_K} = (n_r : r \in R_K \cap R_{J \setminus K})$ , we are lead to

$$\pi(\mathbf{Y}_{R_K} = \mathbf{n}_{R_K}) = \frac{\theta_K(\mathbf{n}_{\partial R_K})}{G(\mathbf{C})} \prod_{r \in R_K} \frac{\nu_r^{n_r}}{n_r!}, \quad (4)$$

where  $G(\mathbf{C})$  is a normalising constant chosen so that the distribution  $\pi$  sums to unity. Expression (4) is due to Zachary and Ziedins [20]. It implies that the equilibrium distribution for the loss network is a Markov random field.

The loss probability on a route can be calculated from  $\pi$ : for any route  $r \in R_K$ ,

$$\begin{aligned}\pi(\mathbf{Y} + \mathbf{e}_r \in S) &= P(\mathbf{Y} \in S)^{-1} \sum_{\mathbf{n}_{R_K} \in S_{R_K}} P(\mathbf{Y} + \mathbf{e}_r \in S | \mathbf{Y}_{R_K} = \mathbf{n}_{R_K}) P(\mathbf{Y}_{R_K} = \mathbf{n}_{R_K}) \\ &= P(\mathbf{Y} \in S)^{-1} \sum_{\mathbf{n}_{R_K} \in S_{R_K}} P(\mathbf{Y} \in S | \mathbf{Y}_{R_K} = \mathbf{n}_{R_K} + \mathbf{e}_r) P(\mathbf{Y}_{R_K} = \mathbf{n}_{R_K}) \\ &= P(\mathbf{Y} \in S)^{-1} \sum_{\mathbf{n}_{R_K} \in S_{R_K}} P(\mathbf{Y} \in S | \mathbf{Y}_{R_K} = \mathbf{n}_{R_K}) P(\mathbf{Y}_{R_K} = \mathbf{n}_{R_K} - \mathbf{e}_r),\end{aligned}$$

where, for any  $\mathcal{R} \subseteq R$ ,  $S_{\mathcal{R}} = S_{\mathcal{R}}(\mathbf{C}) = \{\mathbf{n}_{\mathcal{R}} \in \mathbb{N}^{\mathcal{R}} : \sum_{r \in \mathcal{R}} a_{j,r} n_r \leq C_j, j \in J\}$  is the projection of  $S$  onto  $\mathbb{N}^{\mathcal{R}}$ . Thus, the probability a call requesting route  $r$  arrives to find one or more of the links in  $r$  full is

$$L_r = 1 - \frac{\sum_{\mathbf{n}_{R_K} \in S_{R_K}} \theta_K(\mathbf{n}_{\partial R_K}) P(\mathbf{Y}_{R_K} = \mathbf{n}_{R_K} - \mathbf{e}_r)}{\sum_{\mathbf{n}_{R_K} \in S_{R_K}} \theta_K(\mathbf{n}_{\partial R_K}) P(\mathbf{Y}_{R_K} = \mathbf{n}_{R_K})}. \quad (5)$$

In the case  $K = J$ , equation (5) has the concise form  $L_r = 1 - G(\mathbf{C} - A\mathbf{e}_r)/G(\mathbf{C})$ .

Unfortunately, calculating the loss probabilities using  $G(\mathbf{C})$  is often intractable. Direct normalisation of the distribution  $\pi$  in (2) entails summing over the space  $S$ , and, even for moderately sized networks, it is apparent from (1) that the number of distinct states in  $S$  is large and grows rapidly with the number of routes and also with the link capacities. Louth et al. [13] prove that the problem of evaluating  $\pi$  in this way is  $\#P$ -complete. Thus, there is evidence to suggest that an algorithm for finding the loss probabilities in polynomial time using  $G$  does not exist.

An alternative to evaluating  $G$  is to find  $\theta_K$  and then use (5) to calculate  $L_r$ . Choose a collection of links  $H$  disjoint from  $K$ . Then,

$$\begin{aligned}P(\mathbf{Y} \in S | \mathbf{Y}_{R_K} = \mathbf{n}_{R_K}) &= \\ &\sum_{\substack{\mathbf{m}_{R_K \cup H} \in S_{R_K \cup H}: \\ \mathbf{m}_{R_K} = \mathbf{n}_{R_K}}} P(\mathbf{Y} \in S | \mathbf{Y}_{R_K \cup H} = \mathbf{m}_{R_K \cup H}) P(\mathbf{Y}_{R_H} = \mathbf{m}_{R_H} | \mathbf{Y}_{R_K} = \mathbf{n}_{R_K}),\end{aligned}$$

(recall that  $\mathbf{m}_{R_K} = \mathbf{n}_{R_K}$  is short for  $\cap_{r \in R_K} m_r = n_r$ ). Thus,  $\theta_K$  satisfies the recurrence

$$\theta_K(\mathbf{n}_{\partial R_K}) = \sum_{\substack{\mathbf{m}_{R_H} \in S_{R_H}: \\ \mathbf{m}_{R_K \cap R_H} = \mathbf{n}_{R_K \cap R_H}}} \theta_{K \cup H}(\mathbf{m}_{\partial R_{K \cup H}}) \prod_{r \in R_H \setminus R_K} \frac{\nu_r^{m_r}}{m_r!} e^{-\nu_r}, \quad (6)$$

where  $\mathbf{m}_{\partial R_{K \cup H}}$  indexing  $\theta_{K \cup H}$  is actually the vector  $(m_r : r \in \partial R_H \setminus R_K)$  joined with  $(n_r : r \in \partial R_K \setminus R_H)$ . The functions  $\theta_K$  often have a natural factorisation, which refines (6) and sometimes reduces the complexity of the problem to the point where exact calculation of the loss probabilities is tractable. If the problem is still too large, Zachary and Ziedins [20] suggest imposing a product form on  $\theta_K$  and then using (6) as the basis for an approximation scheme. This approach, which is very accurate for a wide range of networks, is reviewed in Section 3.

## 2 Link interactions

Instead of  $\mathbf{Y}$ , it is frequently convenient to work in terms of the link utilisations. Overlapping routes are, in some sense, competing for usage of the circuits on the links that they share. It is this competitiveness between routes that cause the volumes of carried traffic on the links to affect one another and makes analysing the process so interesting and challenging.

For each link  $j$ , let  $U_j = \sum_{r \in R_j} Y_r$  be the random amount of capacity being used on link  $j$ . Only in exceptional circumstances is there sufficient information encapsulated in a state description that lists only the links' utilisation for the process  $\mathbf{U} = (U_j; j \in J)$  to be Markovian. While transitions  $\mathbf{U} \rightarrow \mathbf{U} + A\mathbf{e}_r$  are made at a rate  $\sum_{r \in R} \nu_r 1_{\{\mathbf{U} + A\mathbf{e}_r \leq \mathbf{C}\}}$  that only depends on the state  $\mathbf{U}$ , the rate at which transitions of the form  $\mathbf{U} \rightarrow \mathbf{U} - A\mathbf{e}_r$  occur is  $Y_r$ , a quantity that cannot always be extracted from  $\mathbf{U}$ .

Under  $P$ ,  $U_j$  is the superposition of independent Poisson streams and is therefore marginally distributed as a Poisson random variable with mean  $\rho_j = \sum_{r \in R_j} \nu_r$ . The joint probability generating function of  $U_i$  and  $U_j$  is

$$\mathbb{E}_P (s^{U_i} t^{U_j}) = \exp \left[ \sum_{r \in R} \nu_r (s^{a_{i,r}} t^{a_{j,r}} - 1) \right].$$

Clearly, if there is at least one route that uses both links  $i$  and  $j$  then even under  $P$  the links will not operate independently. When capacity constraints are present in the model the link interactions become complicated. The effects of link blocking not only influence the behaviour of neighbouring links but tend to propagate throughout the network. Owing to this complexity a useful explicit expression for  $\pi(\mathbf{U} = \mathbf{u})$  does not usually exist. These probabilities do, however, form the unique solution to the equations

$$u_j \pi(\mathbf{U} = A.\mathbf{n}) = \sum_{r \in R_j} \nu_r \pi(\mathbf{U} = A.(\mathbf{n} - \mathbf{e}_r)), \quad j \in J, \mathbf{n} \in S, \quad (7)$$

where  $u_j = \sum_{r \in R_j} \nu_r$ . Recurrence (7) was established by Dziong and Roberts [4]. A neat derivation is given by Zachary [19].

We have described the classical loss network model, similar to that of Kelly [9]. It also arises in variety of different contexts. Appropriate choices of  $A$  and  $\mathbf{C}$  for the linear constraints will lead to simple models for fixed-line networks [17, 6, 10], cellular mobile networks [5, 3], computer database access problems [14], and other kinds of telecommunications networks [18, 16]. Part of the model's appeal is that it can easily be extended to include call acceptance criteria that cannot necessarily be expressed using a linear constraint  $A\mathbf{Y} \leq \mathbf{C}$ . Provided those controls preserve the reversibility of the process  $\mathbf{Y}$ , even the product-form distribution  $\pi$  in (4) applies. Unfortunately, this is not the case for admission policies such as trunk reservation [11, 7] or virtual partitioning [2, 15]. Nor does the product-form result hold for networks allowing alternative routing.

### 3 The Markov field method

Sometimes the network has special structure that allows quicker determination of the loss probabilities. Again fix some  $K \subseteq J$ . For each link  $j \in J \setminus K$ , let  $X_j = \sum_{r \notin R_K} a_{j,r} Y_r$  denote the random amount of capacity used on link  $j$  due to calls on routes not in  $R_K$ . Under  $P$ , the  $X_j$  and  $X_k$  corresponding to two links  $j$  and  $k$  for which there does not exist a common route ( $\notin R_K$ ) are independent random variables. That is to say, if  $a_{j,r} > 0$  only for the routes in the set  $\{r \notin R_K : a_{k,r} = 0\}$ , then  $X_j$  and  $X_k$  are independent. This means that  $\theta_K$  can be factorised as

$$\theta_K(\mathbf{n}_{\partial R_K}) = \prod_i \theta_{K, H_i}(\mathbf{n}_{R_K \cap R_{H_i}}), \quad (8)$$

where  $\cup_i H_i = J \setminus K$  and each  $H_i$  is a group of links satisfying  $\sum_{r \notin R_K} a_{j,r} a_{k,r} > 0$  if and only if  $j$  and  $k$  belong to the same group. Furthermore,

$$\theta_{K, H_i}(\mathbf{n}_{R_K \cap R_{H_i}}) = P \left( X_j \leq C_j - \sum_{r \in R_K} a_{j,r} n_r, j \in H_i \right). \quad (9)$$

Expression (8) separates the calculation of  $\theta_K$  into the smaller calculations of  $\theta_{K, H_i}$ , which may then be attempted in parallel.

The factorisation of  $\theta_K$  substantially simplifies the recurrence (6). Let  $K_1, \dots, K_d$  be collections of links that form a complete covering of  $J$  and let  $\sim$  be the relation on pairs of link groups  $\alpha$  and  $\beta$  in  $\mathcal{K} = \{K_1, \dots, K_d\}$  defined by  $\alpha \sim \beta$  if and only if  $R_\alpha \cap R_\beta \neq \emptyset$ . Now suppose that the collections of links  $\mathcal{K}$  are chosen such that

$$\theta_\alpha(\mathbf{n}_{\partial R_\alpha}) = \prod_{\beta \sim \alpha} \theta_{\alpha, \beta}(\mathbf{n}_{R_\alpha \cap R_\beta}), \quad \text{for each } \alpha \in \mathcal{K}. \quad (10)$$

This choice is always possible: at worst,  $d = 1$  and  $K_1 = J$ . In a network that has been decomposed this way, recurrence (6) implies that, for each  $\alpha \in \mathcal{K}$  and  $\beta \sim \alpha$ ,

$$\theta_{\alpha, \beta}(\mathbf{n}_{R_\alpha \cap R_\beta}) = \sum_{\substack{\mathbf{m}_{R_\beta} \in S_{R_\beta}: \\ \mathbf{m}_{R_\alpha \cap R_\beta} = \mathbf{n}_{R_\alpha \cap R_\beta}}} \prod_{\substack{\gamma \sim \beta \\ \gamma \neq \alpha}} \theta_{\beta, \gamma}(\mathbf{m}_{R_\beta \cap R_\gamma}) \prod_{r \in R_\beta \setminus R_\alpha} \frac{\nu_r^{m_r}}{m_r!} e^{-\nu_r}. \quad (11)$$

This finer recursion relates  $\theta_{\alpha, \beta}$  to only those  $\theta_{\beta, \gamma}$  for which  $\alpha \sim \beta$  and  $\beta \sim \gamma$  and suggests that it may be solved efficiently using block iterative methods. Then, using (8) and (5), the loss probabilities can be determined from

$$L_r = 1 - \frac{\sum_{\mathbf{n}_{R_\alpha \cap R_\beta} \in S_{R_\alpha \cap R_\beta}} \theta_{\alpha, \beta}^{(\mathbf{C} - A e_r)}(\mathbf{n}_{R_\alpha \cap R_\beta}) \theta_{\beta, \alpha}^{(\mathbf{C} - A e_r)}(\mathbf{n}_{R_\alpha \cap R_\beta}) P(\mathbf{Y}_{R_\alpha \cap R_\beta} = \mathbf{n}_{R_\alpha \cap R_\beta})}{\sum_{\mathbf{n}_{R_\alpha \cap R_\beta} \in S_{R_\alpha \cap R_\beta}} \theta_{\alpha, \beta}(\mathbf{n}_{R_\alpha \cap R_\beta}) \theta_{\beta, \alpha}(\mathbf{n}_{R_\alpha \cap R_\beta}) P(\mathbf{Y}_{R_\alpha \cap R_\beta} = \mathbf{n}_{R_\alpha \cap R_\beta})}, \quad (12)$$

where

$$\theta_{\alpha, \beta}^{(\mathbf{C} - A e_r)}(\mathbf{n}_{R_\alpha \cap R_\beta}) = P \left( \sum_{\rho \notin R_\alpha} a_{j, \rho} Y_\rho \leq C_j - a_{j, r} - \sum_{\rho \in R_\alpha} a_{j, \rho} n_\rho, j \in \beta \right).$$

When  $r \in R_\alpha \setminus R_\beta$ ,

$$\theta_{\alpha,\beta}^{(\mathbf{C}-A\mathbf{e}_r)}(\mathbf{n}_{R_\alpha \cap R_\beta}) = \theta_{\alpha,\beta}(\mathbf{n}_{R_\alpha \cap R_\beta}), \quad \text{for all } \mathbf{n}_{R_\alpha \cap R_\beta} \in S_{R_\alpha \cap R_\beta},$$

and if  $r \in R_\alpha \cap R_\beta$ ,

$$\theta_{\alpha,\beta}^{(\mathbf{C}-A\mathbf{e}_r)}(\mathbf{n}_{R_\alpha \cap R_\beta}) = \theta_{\alpha,\beta}(\mathbf{n}_{R_\alpha \cap R_\beta} + \mathbf{e}_r), \quad \text{for all } \mathbf{n}_{R_\alpha \cap R_\beta} \in S_{R_\alpha \cap R_\beta},$$

in either case, and otherwise  $\theta_{\alpha,\beta}^{(\mathbf{C}-A\mathbf{e}_r)}$  satisfies relations (8) and (11) with  $S$  replaced by  $S(\mathbf{C} - A\mathbf{e}_r)$ .

The factorisation (10) holds if the graph  $(\mathcal{K}, \sim)$  contains no 3-cycles. Thus, the extent to which  $J$  may be separated into the subsets  $\mathcal{K}$  is limited. This might present a problem. If  $R_\beta$  contains more than a few routes, the space  $S_{R_\beta}$  might be too large to sum over and evaluation of  $\theta_{\alpha,\beta}$  in (11) might still prove to be a formidable task. In this case, imposing a product form on  $\theta_K$  may lead to a good approximation. This is the approach that Zachary and Ziedins [20] take in developing their Markov field approximation (MFA) method. It is a general approximation scheme of which the Erlang fixed point approximation (EFPA) is a special case.

## 4 The Erlang fixed point approximation

In the EFPA the loss probability for route  $r$  is estimated to be

$$L_r = 1 - \prod_{i \in r} (1 - B_i), \quad (13)$$

with  $B_1, B_2, \dots, B_J$  a solution to the set of fixed-point equations

$$B_j = E(\rho_j, C_j), \quad j \in J, \quad (14)$$

$$\rho_j = \sum_{r \in R_j} \nu_r \prod_{i \in r \setminus \{j\}} (1 - B_i), \quad j \in J, \quad (15)$$

where

$$E(\nu, C) = \frac{\nu^C}{C!} \left( \sum_{n=0}^C \frac{\nu^n}{n!} \right)^{-1}$$

is Erlang's formula for the probability that capacity on a single isolated link offered Poisson traffic at rate  $\nu$  is fully utilised. The EFPA replaces the true probability measure  $\pi$  by a more amenable measure  $\mathcal{P}$ . Under  $\mathcal{P}$ , each link  $j$  is assumed to be offered a stream of traffic at a constant rate  $\rho_j$ . If this were the case, the equilibrium probability distribution for  $\mathbf{U}$  would be  $\mathcal{P}(\mathbf{U} = \mathbf{u}) = \prod_{j \in J} \mathcal{P}(U_j = u_j)$ , where

$$\mathcal{P}(U_j = u) = \frac{\rho_j^u}{u!} \left( \sum_{n=0}^C \frac{\rho_j^n}{n!} \right)^{-1}.$$

This amounts to the assumption that the links operate independently, and is therefore much simpler. Under  $\mathcal{P}$ , the probability that link  $j$  is full is  $B_j$  in equation (14).

Except in the most trivial of circumstances, calls on routes that use link  $j$  do not arrive at a constant rate. In state  $\mathbf{Y}$  with  $\mathbf{U} = \mathbf{A}\mathbf{Y}$ , calls requesting link  $j$  as part of their route actually arrive at rate  $a_j(\mathbf{U}) = \sum_{r \in R_j} \nu_r 1_{\{\mathbf{U} + \mathbf{A}e_r \leq \mathbf{C}\}}$ . Whenever  $\sum_{r \in R_i} Y_r < C_i$ , for all  $i$ , the arrivals seen by link  $j$  form a Poisson stream with rate  $\sum_{r \in R_j} \nu_r$ . In states  $\mathbf{Y}$  for which one or more links  $i$  are full (that is,  $\sum_{r \in R_i} Y_r = C_i$ ), the arrival stream for link  $j$  only includes calls that can be accepted without violating the capacity constraints. When  $j$  is full,  $a_j(\mathbf{U}) = 0$ .

The quantity  $\rho_j$  given in expression (15) can be interpreted as an expected arrival rate under the distribution  $\mathcal{P}$ :

$$\begin{aligned}
\rho_j(u_j) &= \mathbb{E}_{\mathcal{P}}(a_j(\mathbf{U}) | U_j = u_j) \\
&= \sum_{r \in R_j} \nu_r \mathcal{P}(\mathbf{U} + \mathbf{A}e_r \leq \mathbf{C} | U_j = u_j) \\
&= \sum_{r \in R_j} \nu_r \mathcal{P}(\cap_{i \in r} \{U_i + 1 \leq C_i\} | U_j = u_j) \\
&= \sum_{r \in R_j} \nu_r \prod_{i \in r \setminus \{j\}} (1 - B_i) 1_{\{u_j < C_j\}}. \tag{16}
\end{aligned}$$

The system (14)-(15) is simply stating that, for each link  $j \in J$ , the likelihood of congestion and the intensity of offered traffic should be consistent. There is a unique vector  $(B_1, \dots, B_J) \in [0, 1]^J$  satisfying (14) and (15) (see Kelly [9]).

The EFPA fits the MFA framework of Section 3. Specifically, the EFPA can be realised by assuming

$$\mathcal{P}(\mathbf{Y}_{R_j} = \mathbf{n}_{R_j}) \propto \prod_{i \sim j} \theta_{j,i}(\mathbf{n}_{R_j \cap R_i}) \prod_{r \in R_j} \frac{\nu_r^{n_r}}{n_r!},$$

along with

$$\theta_{j,i}(\mathbf{n}_{R_j \cap R_i}) = \prod_{r \in R_i \cap R_j} (1 - B_i)^{n_r},$$

for individual links  $i$  and  $j$  in  $J$ .

The EFPA is known to be effective under a variety of limiting regimes. Kelly [10] proved that the estimates for a network with fixed routing and no controls tend towards the exact probabilities when (i) the link capacities and arrival rates are increased at the same rate, keeping the network topology fixed (Kelly limiting regime), and (ii) the number of links and routes are increased while the link loads are held constant (diverse routing limit [21]). The EFPA performs least well in highly linear networks and in circumstances where the offered traffic loads are roughly equal to the capacities (critically loaded).

The relationships between  $\mathcal{P}$  and the probability measures  $P$  and  $\pi$  are interesting enough to mention. If there were no capacity constraints on the network, then all three would imply that  $U_j$  is a Poisson random variable with mean  $\sum_{r \in R_j} \nu_r$ , but only under  $\mathcal{P}$  do the links operate independently. When the constraints  $\mathbf{A}\mathbf{Y} \leq \mathbf{C}$  are added,  $\pi$  and  $\mathcal{P}$  bear little resemblance to one another. They may not even be equivalent measures. The true distribution  $\pi$  restricts  $\mathbf{U}$  to the set  $\{\mathbf{u} \in \mathbb{N}^J : \exists \mathbf{n} \in S : \mathbf{A}\mathbf{n} = \mathbf{u}\}$ . The approximate distribution  $\mathcal{P}$  assigns non-zero probability mass to

all of the states  $\{\mathbf{u} \in \mathbb{N}^J : \mathbf{u} \leq \mathbf{C}\}$ . Only if the routing matrix  $A$  has rank  $J$  will the two sets coincide. Some extra care should be taken when applying the EFPA to networks with  $\text{rank}(A) < J$  [10]. One thing that the two measures  $\pi$  and  $\mathcal{P}$  do share, is a common expression for the expected utilisation of link  $j$ :

$$\begin{aligned} \mathbb{E}_\pi(U_j) &= \sum_{k=0}^{C_j} \sum_{\mathbf{u}:u_j=k} k \pi(\mathbf{U} = \mathbf{u}) \\ &= \sum_{k=0}^{C_j} \sum_{\mathbf{u}:u_j=k} \sum_{r \in R_j} \nu_r \pi(\mathbf{U} = \mathbf{u} - A\mathbf{e}_r) \quad (\text{from (7)}) \\ &= \sum_{r \in R_j} \nu_r (1 - L_r). \end{aligned} \quad (17)$$

The construction of  $\mathcal{P}$  using reduced load rates  $\rho_j$ , as given by (16), ensures that  $\mathbb{E}_{\mathcal{P}}(U_j)$  is also equal to  $\sum_{r \in R_j} \nu_r (1 - L_r)$ , but this time  $L_r$  is only an estimate of the loss probability of calls on route  $r$  as calculated from (13). The marginal distribution of  $U_j$  under both  $P$  and  $\mathcal{P}$  is a quantity  $\rho_j^{u_j}/u_j!$  appropriately normalised. It appears as though  $\mathcal{P}(U_j = u_j)$  has adopted the exact form of  $P(U_j = u_j)$  with the transition rate  $\sum_{r \in R_j} \nu_r$  of  $U_j \rightarrow U_j + 1$  replaced by the reduced rates (15), so that  $\mathbb{E}_{\mathcal{P}}(U_j)$  is consistent with (17). This observation is the motivation for the approach taken in the next section.

## 5 A two-link approximation

An estimate of the route loss probabilities, which is more accurate than those in (13), can be obtained by taking into account the link interdependencies. Here we present an approximation method that makes some allowance of the link interactions. This two-link approximation is achieved by considering reduced load approximations for the joint distributions of pairs of links. The EFPA instead estimates the marginal distribution of each single link in isolation.

The two-link approximation is as follows. For each pair of links  $i, j$ , let

$$h_{i,j}(u_{i|j}, u_{i,j}, u_{j|i}) = \frac{\prod_{m=0}^{u_{i|j}-1} \rho_{i|j}(m) \prod_{m=0}^{u_{i,j}-1} \rho_{i,j}(m) \prod_{m=0}^{u_{j|i}-1} \rho_{j|i}(m)}{u_{i|j}! u_{i,j}! u_{j|i}!}, \quad (18)$$

for  $(u_{i|j}, u_{i,j}, u_{j|i}) \in \mathbb{N}^3 : u_{i|j} + u_{i,j} \leq C_i, u_{j|i} + u_{i,j} \leq C_j$ , where

$$\rho_{i|j}(u) = \sum_{r \in R_i \setminus R_j} \nu_r \sum_{u_{i,j}=0}^{\min(C_i-u, C_j)} \prod_{k \in r} (1 - B_{k|i}(u + u_{i,j})) \frac{\sum_{v=0}^{C_j-u_{i,j}} h_{i,j}(u, u_{i,j}, v)}{\sum_{w=0}^{C_i-u-1} \sum_{v=0}^{C_j-w} h_{i,j}(u, w, v)}, \quad (19)$$

$$\rho_{i,j}(u) = \sum_{r \in R_i \cap R_j} \nu_r \sum_{u_{i|j}=0}^{C_i-u-1} \prod_{k \in r} (1 - B_{k|i}(u_{i|j} + u)) \frac{\sum_{v=0}^{C_j-u-1} h_{i,j}(u_{i|j}, u, v)}{\sum_{w=0}^{C_i-u-1} \sum_{v=0}^{C_j-u-1} h_{i,j}(w, u, v)}, \quad (20)$$

and

$$B_{k|i}(u_i) = \begin{cases} \frac{\sum_{u_{i,k}=0}^{\min(C_k, u_i)} h_{k,i}(C_k - u_{i,k}, u_{i,k}, u_i - u_{i,k})}{\sum_{u_k=0}^{C_k} \sum_{u_{i,k}=0}^{\min(u_k, u_i)} h_{k,i}(u_k - u_{i,k}, u_{i,k}, u_i - u_{i,k})}, & \text{if } k \neq i, \\ 1_{\{u_i=C_i\}}, & \text{if } k = i. \end{cases} \quad (21)$$



Equations (18) through (21) will be derived in Section 7. They form a set of fixed point equations in the unknowns  $\mathbf{B} = (\mathbf{B}_{k|i}; i, k \in J)$  where  $\mathbf{B}_{k|i} = (B_{k|i}(m); m \leq C_i) \in \mathbb{R}^{C_i}$ . Let  $\Omega_k = \{\mathbf{x}_k \in \prod_{i \in J} \mathbb{R}^{C_i} : \mathbf{0} \leq \mathbf{x}_k \leq \mathbf{1}\}$ . Existence of a solution is guaranteed by Brouwer's fixed point Theorem. To see this, observe that

$$f_{k|i}^{u_i}(\mathbf{B}) = \begin{cases} \frac{\sum_{u_{i,k}=0}^{\min(C_k, u_i)} h_{k,i}(C_k - u_{i,k}, u_{i,k}, u_i - u_{i,k})}{\sum_{u_k=0}^{C_k} \sum_{u_{i,k}=0}^{\min(u_k, u_i)} h_{k,i}(u_k - u_{i,k}, u_{i,k}, u_i - u_{i,k})}, & \text{if } k \neq i, \\ 1_{\{u_i=C_i\}}, & \text{if } k = i, \end{cases}$$

is a continuous mapping from  $\Omega = \prod_{k \in J} \Omega_k$  into  $[0, 1]$ . Thus with  $\mathbf{f} = (f_{k|i}^{u_i}; u_i = 0, \dots, C_i, k, i \in J)$ , we have  $\mathbf{f}(\Omega) \subseteq \Omega$ , and therefore  $\mathbf{f}$  has at least one fixed point in  $\Omega$ .

The loss probabilities can be estimated using  $\mathbf{h} = (h_{i,j}; i, j \in J)$ . Losses on two-link routes, for example, have

$$L_r = 1 - \frac{\Phi_{i,j}(C_i - 1, C_j - 1)}{\Phi_{i,j}(C_i, C_j)}, \quad \text{if } r = \{i, j\}, \quad (22)$$

where

$$\Phi_{i,j}(C_i, C_j) = \sum_{u_i=0}^{C_i} \sum_{u_j=0}^{C_j} \sum_{k=0}^{\min(u_i, u_j)} h_{i,j}(u_i - k, k, u_j - k).$$

Calls that use the single link  $r = \{i\}$  are lost with probability

$$B_i = 1 - \frac{\Phi_{i,j}(C_i - 1, C_j)}{\Phi_{i,j}(C_i, C_j)}, \quad (23)$$

where  $j$  is any link with a route common to  $i$ .

The rationale for the approximation is as follows. The traffic offered to a subsystem consisting two arbitrary links,  $i$  and  $j$ , can be classified as either link  $i$  only, link  $j$  only, or common to both links  $i$  and  $j$ . Correspondingly, let  $U_{i|j} = \sum_{r \in R_i \setminus R_j} Y_r$ ,  $U_{j|i} = \sum_{r \in R_j \setminus R_i} Y_r$  and  $U_{i,j} = \sum_{r \in R_i \cap R_j} Y_r$  be, respectively, the number of calls using link  $i$ , the number using link  $j$  and the number on routes using both  $i$  and  $j$ . This is a natural way to classify the traffic offered to the subsystem. Without capacity constraints, the joint probability distribution for the link utilisations  $U_i = U_{i|j} + U_{i,j}$  and  $U_j = U_{j|i} + U_{i,j}$  is

$$P(U_i = u_i, U_j = u_j) = \sum_{k=0}^{\min(u_i, u_j)} P(U_{i|j} = u_i - k, U_{i,j} = k, U_{j|i} = u_j - k),$$

where

$$P(U_{i|j} = u_{i|j}, U_{i,j} = u_{i,j}, U_{j|i} = u_{j|i}) = \frac{\rho_{i|j}^{u_{i|j}} \rho_{i,j}^{u_{i,j}} \rho_{j|i}^{u_{j|i}}}{u_{i|j}! u_{i,j}! u_{j|i}!} e^{-(\rho_{i|j} + \rho_{i,j} + \rho_{j|i})}, \quad (24)$$

with  $\rho_{i,j} = \sum_{r \in R_i \cap R_j} \nu_r$ ,  $\rho_{i|j} = \sum_{r \in R_i \setminus R_j} \nu_r$ , and  $\rho_{j|i} = \sum_{r \in R_j \setminus R_i} \nu_r$ . To construct a reduced load approximation we shall replace the aggregate rates  $\rho_{i,j}$ ,  $\rho_{i|j}$  and  $\rho_{j|i}$

in (24) with reduced load rates. We isolate the subsystem composed of traffic offered to link  $i$  and traffic offered to link  $j$  from the network. Motivated by the form of (24), let us suppose that  $\pi(U_{i|j} = u_{i|j}, U_{i,j} = u_{i,j}, U_{j|i} = u_{j|i})$  has the form  $h_{i,j}(u_{i|j}, u_{i,j}, u_{j|i})/\Phi_{i,j}(C_i, C_j)$ . If this were the case then questions concerning call blocking could be answered easily. For instance, the probability that link  $i$  is full would be  $B_i$  in expression (23), the probability that either link  $i$  or link  $j$  are full would be  $L_r$  in expression (22), and the conditional probability that link  $k$  is full given link  $i$  carries  $u_i$  calls would be  $B_{k|i}(u_i)$  in expression (21). To ensure that the traffic offered to the subsystem is consistent with blocking in other parts for the network, the rates  $\rho_{i,j}$ ,  $\rho_{i|j}$  and  $\rho_{j|i}$  are replaced with state-dependent reduced rates. For example, expression (19) for  $\rho_{i|j}(u_{i|j})$  is  $\rho_{i|j} = \sum_{r \in R_i \setminus R_j} \nu_r$  reduced by an estimate of the average blocking on the other links  $k \in r : r \in R_i \setminus R_j$  when link  $i$  is carrying  $u_{i|j}$  calls that are not also carried by link  $j$ .

## 6 Examples

In this section we present the results of applying the two-link reduced load approximation to a suite of simple networks. We compare its accuracy with other methods such as the MFA and the EFPA.

### 6.1 A star network

Consider a private computing network consisting of a number of workstations linked to a central mainframe in a star configuration. Each workstation is linked directly to the central processor. Any exchange of information between workstations must be via the central mainframe. This structure is quite common and in the past it was a popular design for computing environments. As such, the backbone of many networks in existence today is a number of star configurations with a few additional links to improve resilience [12].

In a star network, each link carries a single-link route as well as sharing two-link traffic with each of the other links. For simplicity, we will assume that the network is completely symmetric: the link capacities are the same ( $C_j = C$  for all  $j \in J = \{1, 2, \dots, l\}$ ), each link is offered single-link traffic at the same rate  $\nu_1$  and the  $l - 1$  streams of two-link traffic are each offered at rate  $\nu_2$ .

#### 6.1.1 The Erlang fixed point

When considered in isolation, the arrivals at any given link consist of  $l - 1$  streams at rate  $\nu_2$ , each thinned by a factor  $(1 - B)$ , and, one traffic stream at rate  $\nu_1$ . Thus, the EFPA for the loss of single-link and two-link calls, respectively, are given by

$$L_1 = B \quad \text{and} \quad L_2 = 1 - (1 - B)^2,$$

where  $B$  is the solution to

$$B = E((\nu_1 + (l - 1)\nu_2(1 - B), C).$$

### 6.1.2 The two-link approximation

The two-link reduced load approximation is obtained by solving the following system. By the symmetry of this network  $B_{k|i}(u) = B(u)$  and  $\rho_{i|j}(u) = \rho(u)$  are independent of  $i$  and  $j$ . Since the longest route consists of only two links,  $\rho_{i,j}(u) = \nu_2$ . The parameters  $B(u)$  and  $\rho(u)$  satisfy

$$\rho(u) = \nu_1 + (J-2)\nu_2 \sum_{w=0}^{C-u-1} (1-B(w+u)) \frac{\sum_{v=0}^{C-w} \frac{\prod_{m=0}^{u-1} \rho(m)}{u!} \frac{\nu_2^w}{w!} \frac{\prod_{m=0}^{v-1} \rho(m)}{v!}}{\sum_{k=0}^{C-u-1} \sum_{v=0}^{C-k} \frac{\prod_{m=0}^{u-1} \rho(m)}{u!} \frac{\nu_2^k}{k!} \frac{\prod_{m=0}^{v-1} \rho(m)}{v!}}, \quad (25)$$

$$B(u) = \frac{\sum_{w=0}^{\min(C,u)} \frac{\prod_{m=0}^{C-w-1} \rho(m)}{(C-w)!} \frac{\nu_2^w}{w!} \frac{\prod_{m=0}^{u-w-1} \rho(m)}{(u-w)!}}{\sum_{v=0}^C \sum_{w=0}^{\min(v,u)} \frac{\prod_{m=0}^{v-w-1} \rho(m)}{(C-w)!} \frac{\nu_2^w}{w!} \frac{\prod_{m=0}^{u-w-1} \rho(m)}{(u-w)!}}, \quad \text{for } u = 0, \dots, C-1. \quad (26)$$

Under this scheme, the loss probabilities are estimated to be

$$L_1 = 1 - \frac{\Phi(C-1, C)}{\Phi(C, C)} \quad \text{and} \quad L_2 = 1 - \frac{\Phi(C-1, C-1)}{\Phi(C, C)}. \quad (27)$$

with

$$\Phi(u_i, u_j) = \sum_{x=0}^{u_i} \sum_{y=0}^{u_j} \sum_{k=0}^{\min(x,y)} \frac{\prod_{m=0}^{x-k-1} \rho(m)}{x-k!} \frac{\nu_2^k}{k!} \frac{\prod_{m=0}^{y-k-1} \rho(m)}{y-k!}.$$

### 6.1.3 Zachary and Ziedins' method

In Section 4 of their paper, Zachary and Ziedins [20] describe a generic approximation for networks that exhibit a certain degree of symmetry. For the star model, the approximation is achieved by replacing the existing probability measure  $\pi$  under which

$$\pi(\mathbf{Y}_{R_j} = \mathbf{n}_{R_j}) = \frac{\theta(\mathbf{n}_{\partial R_j})}{G(\mathbf{C})} \prod_{r \in R_j} \frac{\nu_r^{n_r}}{n_r!}, \quad \text{for all } j \in J,$$

by  $\mathcal{P}$  with

$$\mathcal{P}(\mathbf{Y}_{R_j} = \mathbf{n}_{R_j}) \propto \prod_{k=1}^{l-1} \lambda(\mathbf{n}_{R_j \cap R_k}) \prod_{r \in R_j} \frac{\nu_r^{n_r}}{n_r!}, \quad \text{for all } j \in J,$$

where  $\lambda$  is given by

$$\lambda(\mathbf{n}_{R_j \cap R_k}) \propto \sum_{\substack{\mathbf{m}_{R_k} \in S_{R_k}: \\ \mathbf{m}_{R_j \cap R_k} = \mathbf{n}_{R_j \cap R_k}}} \prod_{i=1}^{l-2} \lambda(\mathbf{m}_{R_k \cap R_i}) \prod_{r \in R_k \setminus R_j} \frac{\nu_r^{m_r}}{m_r!}.$$

Under  $\mathcal{P}$ , instances of blocking of single-link and two-link routes have the respective likelihoods

$$L_1 = \frac{\sum_{k=0}^{C-1} \lambda(k) \lambda(k+1) \frac{\nu_2^k}{k!}}{\sum_{k=0}^C \lambda(k) \lambda(k) \frac{\nu_2^k}{k!}} \quad \text{and} \quad L_2 = \frac{\sum_{k=0}^{C-1} \lambda(k+1) \lambda(k+1) \frac{\nu_2^k}{k!}}{\sum_{k=0}^C \lambda(k) \lambda(k) \frac{\nu_2^k}{k!}}.$$

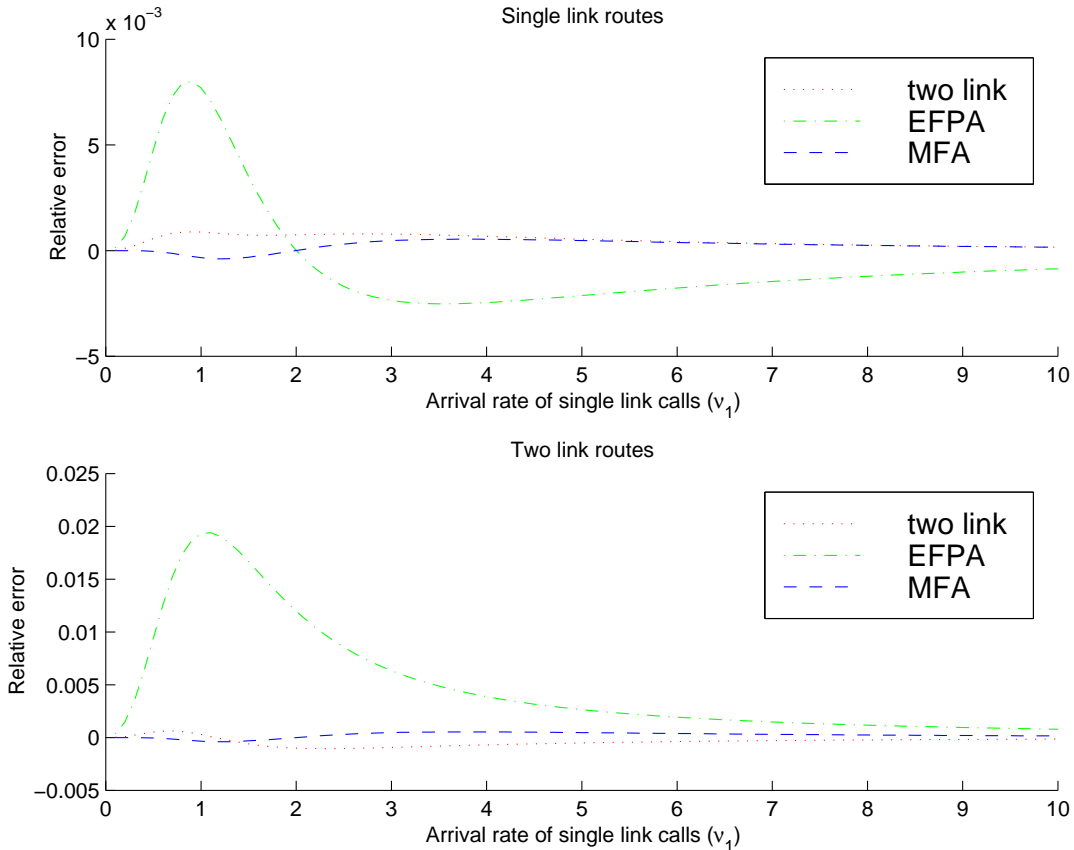


Figure 1: Accuracy for a star network ( $J = 5$ ,  $C = 5$ ,  $\nu_2 = \nu_1/2$ )

This scheme is labelled MFA.

Figure 1 compares the relative errors in the MFA, EFPA, and two-link reduced load approximation schemes. The network considered had five links and five circuits per link. The  $x$ -axes have the single-link arrival rate  $\nu_1$  varying over  $[0, 10]$ . We have chosen  $\nu_2 = \nu_1/4$ , so that each link is offered roughly equal proportions of single-link and two-link traffic. From the graphs it appears that the two-link approximation compares favourably with the EFPA over most of the region tested. The accuracy of the two-link scheme is only marginally worse than the MFA.

## 6.2 A ring network

Reduced load approximations such as the EFPA tend to perform least well in networks of linear structure with the links joined end-to-end or in a cycle. A popular test case is the ring network, where the links are arranged in a loop with adjacent pairs of links sharing routes.

As with the star network, we assume a high degree of symmetry in the model. Suppose that all links have the same capacity  $C$  and that there are only two types of traffic. Single-link traffic is offered to each link,  $1, 2, \dots, l$ , at a common rate  $\nu_1$  and two-link traffic is offered to each pair of adjacent links,  $\{1, 2\}, \{2, 3\}, \dots, \{l, 1\}$ , at rate  $\nu_2$ .

The MFA is applicable to the star network. Indeed, successive applications of recurrence (6) provides a means of *exact* analysis in reasonable time; see [20] for details.

### 6.2.1 The Erlang fixed point

Arguing that every single link sees one traffic stream at rate  $\nu_1$  and two streams at  $\nu_2$  thinned by a factor  $(1 - B)$  representing the proportion of calls accepted on neighbouring links, the reduced load rate for the EFPA is  $\nu_1 + 2\nu_2(1 - B)$ . The EFPAs for the loss of single-link and two-link calls, respectively, are given by

$$L_1 = B \quad \text{and} \quad L_2 = 1 - (1 - B)^2,$$

where  $B$  is the solution to

$$B = E(\nu_1 + 2\nu_2(1 - B), C).$$

### 6.2.2 The two-link approximation

The EFPA is accurate when instances of link blocking appear almost independently of one another. Unfortunately, the link utilisations are sometimes significantly dependent. This is particularly true of linear and cyclic networks, such as the ring. The two-link approximation is an attempt to account for the link interactions. The approximation used for the star network requires only minor modification for the ring network. In fact, the only change is that

$$\rho(u) = \nu_1 + \nu_2 \sum_{w=0}^{C-u-1} (1 - B(w + u)) \frac{\sum_{v=0}^{C-w} \frac{\prod_{m=0}^{u-1} \rho(m)}{u!} \frac{\nu_2^w}{w!} \frac{\prod_{m=0}^{v-1} \rho(m)}{v!}}{\sum_{k=0}^{C-u-1} \sum_{v=0}^{C-k} \frac{\prod_{m=0}^{u-1} \rho(m)}{u!} \frac{\nu_2^k}{k!} \frac{\prod_{m=0}^{v-1} \rho(m)}{v!}},$$

instead of (25) (in the ring network each link  $i$  carries a single two-link route  $\{i, i+1\}$  not shared with an adjacent link  $i-1$ ). Expression (26) for  $B(u)$  and expressions (27) for the loss probabilities remain unaltered.

### 6.2.3 The method of Bebbington, Pollett and Ziedins

A similar approximation for the ring network was previously devised by Bebbington, Pollett and Ziedins [1] (here labelled BPZ). In both their *Approximation II* and our two-link approximation, the rates are reduced by a usage-dependent factor  $(1 - B(m))$ . Link  $i$  is offered three streams of traffic. Let  $Y_i$ ,  $Y_{i,i+1}$  and  $Y_{i-1,i}$  be the numbers currently carried on the respective streams. Taking into account the cyclic structure of the network, we write  $i = 1$  for  $i = l + 1$ . For  $m = 0, \dots, C - 1$ , they define

$$B(m) = \mathcal{P}(Y_i + Y_{i,i+1} + Y_{i-1,i} = C \mid Y_{i-1} + Y_{i-1,i} = m),$$

whereas our approximation requires

$$B(m) = \mathcal{P}(Y_i + Y_{i,i+1} + Y_{i-1,i} = C \mid Y_{i-1} + Y_{i-1,i} + Y_{i-2,i-1} = m).$$

Aside from this, the schemes are the same. The event  $\{Y_{i-1} + Y_{i-1,i} = m\}$  yields more information than does  $\{Y_{i-1} + Y_{i-1,i} + Y_{i-2,i-1} = m\}$  in deciding the likelihood of  $\{Y_i + Y_{i,i+1} + Y_{i-1,i} = C\}$ .

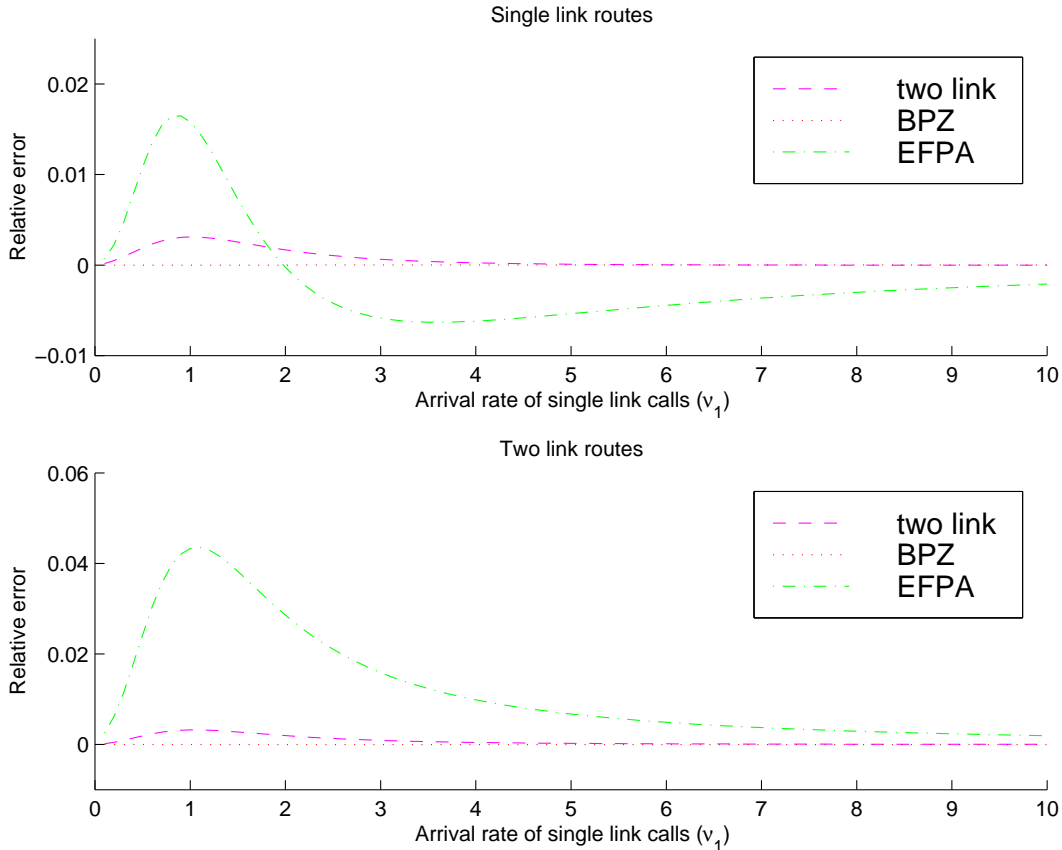


Figure 2: Accuracy for a ring network ( $J = 5$ ,  $C = 5$ ,  $\nu_2 = \nu_1/2$ )

Figure 2 shows that the relative errors in the estimates from the BPZ scheme are negligible when compared with our two-link approximation and the EFPA. Both two-link approximations improve on the EFPA.

### 6.3 A linear network

As a final example, the accuracy of the two-link approximation is compared with the EFPA on a network in which the links are joined end-to-end. Typically, reduced load approximations perform poorly in linear networks.

Consider a network of  $l$  links labelled  $1, \dots, l$ . Suppose that each link is offered a stream of single-link traffic, and that each of the links  $i \in \{2, \dots, l-1\}$  share two-link routes  $\{i-1, i\}$  and  $\{i, i+1\}$ , with each of their neighbouring links,  $i-1$  and  $i+1$ . For simplicity, assume that calls on single-link routes arrive at common rate  $\nu_1$ , and that calls on each two-link route arrive at rate  $\nu_2$ . In this network, there are  $l$  single-link routes and  $l-1$  two-link routes.

### 6.3.1 The Erlang fixed point

The EFPA for the route loss probabilities is

$$\begin{aligned} L_i &= B_i, \quad i = 1, \dots, l, \\ L_{i,i+1} &= 1 - (1 - B_i)(1 - B_{i+1}), \quad i = 1, \dots, l - 1, \end{aligned}$$

where  $(B_i; i = 1, \dots, l)$  is the solution to

$$\begin{aligned} B_1 &= \nu_1 + \nu_2(1 - B_2), \\ B_i &= \nu_1 + \nu_2(1 - B_{i-1}) + \nu_2(1 - B_{i+1}), \quad i = 2, \dots, l - 1, \\ B_l &= \nu_1 + \nu_2(1 - B_{l-1}). \end{aligned}$$

### 6.3.2 The two-link approximation

The two-link reduced load approximation for this network is as follows. For  $u = 0, \dots, C - 1$ , set  $\rho_{i,j}(u) = \nu_2$  for all  $i, j = 1, \dots, l$  such that  $j = i - 1$  or  $j = i + 1$ ,  $\rho_{1|2}(u) = \nu_1$ ,  $\rho_{l|l-1}(u) = \nu_1$ , and let  $(B_{j|i}(u); i, j = 1, \dots, l, j = i - 1 \text{ or } j = i + 1)$  be a solution to

$$\begin{aligned} B_{j|i}(u) &= \frac{\sum_{u_{i,j}=0}^{\min(C,u)} h_{j,i}(C - u_{i,j}, u_{i,j}, u - u_{i,j})}{\sum_{u_j=0}^C \sum_{u_{i,j}=0}^{\min(u_j,u)} h_{j,i}(u_j - u_{i,j}, u_{i,j}, u - u_{i,j})}, \\ &\quad i, j = 1, \dots, l, j = i - 1 \text{ or } j = i + 1, \\ \rho_{i|i-1}(u) &= \nu_1 + \nu_2 \sum_{k=0}^{C-u-1} (1 - B_{i+1|i}(u+k)) \frac{\sum_{w=0}^{C-k} h_{i-1,i}(w, k, u)}{\sum_{v=0}^{C-u-1} \sum_{w=0}^{C-v} h_{i-1,i}(w, v, u)}, \\ &\quad i = 2, \dots, l - 1, \\ \rho_{i|i+1}(u) &= \nu_1 + \nu_2 \sum_{k=0}^{C-u-1} (1 - B_{i-1|i}(u+k)) \frac{\sum_{w=0}^{C-k} h_{i,i+1}(u, k, w)}{\sum_{v=0}^{C-u-1} \sum_{w=0}^{C-v} h_{i,i+1}(u, v, w)}, \\ &\quad i = 2, \dots, l - 1, \end{aligned}$$

where

$$h_{i,j}(u_{i|j}, u_{i,j}, u_{j|i}) = \frac{\prod_{m=0}^{u_{i|j}-1} \rho_{i|j}(m) \nu_2^{u_{i,j}} \prod_{m=0}^{u_{j|i}-1} \rho_{j|i}(m)}{u_{i|j}! u_{i,j}! u_{j|i}!},$$

for  $i, j = 1, \dots, l, j = i - 1$  or  $j = i + 1$ . Estimates for the loss probabilities on single-link routes are

$$\begin{aligned} L_i &= 1 - \frac{\Phi_{i,i+1}(C-1, C)}{\Phi_{i,i+1}(C, C)}, \quad \text{for } i = 1, \dots, l - 1, \quad \text{and} \\ L_i &= 1 - \frac{\Phi_{i,i-1}(C-1, C)}{\Phi_{i,i-1}(C, C)}, \quad \text{for } i = 2, \dots, l, \end{aligned}$$

where

$$\Phi_{i,j}(C_i, C_j) = \sum_{u_i=0}^{C_i} \sum_{u_j=0}^{C_j} \sum_{k=0}^{\min(u_i, u_j)} \frac{\prod_{m=0}^{u_i-k-1} \rho_{i|j}(m) \nu_2^k \prod_{m=0}^{u_j-k-1} \rho_{j|i}(m)}{u_i - k! k! u_j - k!},$$

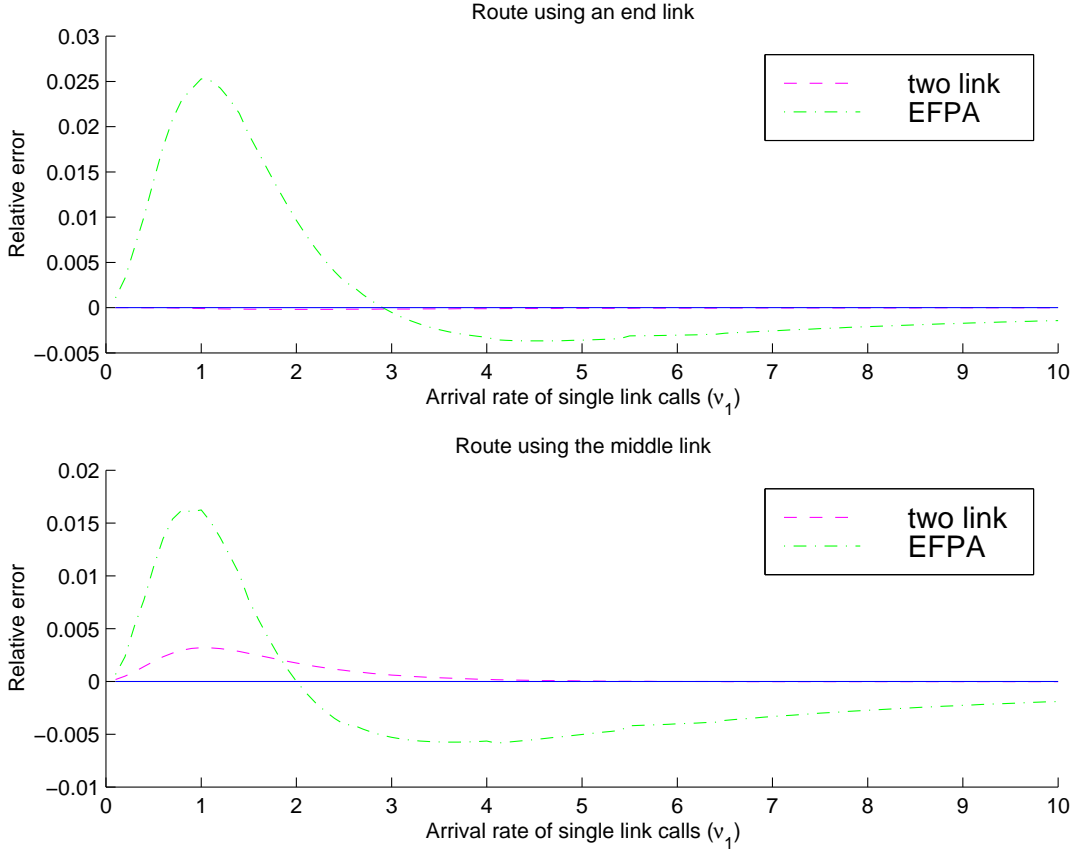


Figure 3: Accuracy for a line network (5 links,  $C = 5$ ,  $\nu_2 = \nu_1/2$ )

for  $i = 1, \dots, l$  and  $j$  a link adjacent to  $i$ . For certain links there may be more than one possible estimate for the congestion probability. For example, this scheme produces two estimates for the loss probability on link 2,

$$L_2 = 1 - \frac{\Phi_{1,2}(C, C-1)}{\Phi_{1,2}(C, C)} \quad \text{and} \quad L_2 = 1 - \frac{\Phi_{2,3}(C-1, C)}{\Phi_{2,3}(C, C)}.$$

In practice there is no way of knowing which estimate is the most accurate. Both estimates achieved greater precision than the EFPA for the network tested here. There is no ambiguity in estimating the loss probabilities on two-link routes. For  $i = 1, \dots, l-1$ ,

$$L_{i,i+1} = 1 - \frac{\Phi_{i,i+1}(C-1, C-1)}{\Phi_{i,i+1}(C, C)}.$$

In Figures 3, 4 and 5, the relative errors in the loss probability estimates for the EFPA and the two-link reduced load approximation are compared. The network tested had 5 links, each with a carrying capacity of 5 calls. The single-link route arrival rate  $\nu_1$  was varied over  $[0, 10]$  and  $\nu_2$  was set at  $\nu_1/2$ . By symmetry, there are only three single-link routes and two two-link routes to distinguish. In this test case, the two-link approximation provided a significant improvement in accuracy over the EFPA in each of the two-link routes (Figure 5), the single-link route using an end link (top pane of Figure 3) and the single-link route that uses the centre link (bottom pane of Figure 3). The single-link route that uses a link second from the



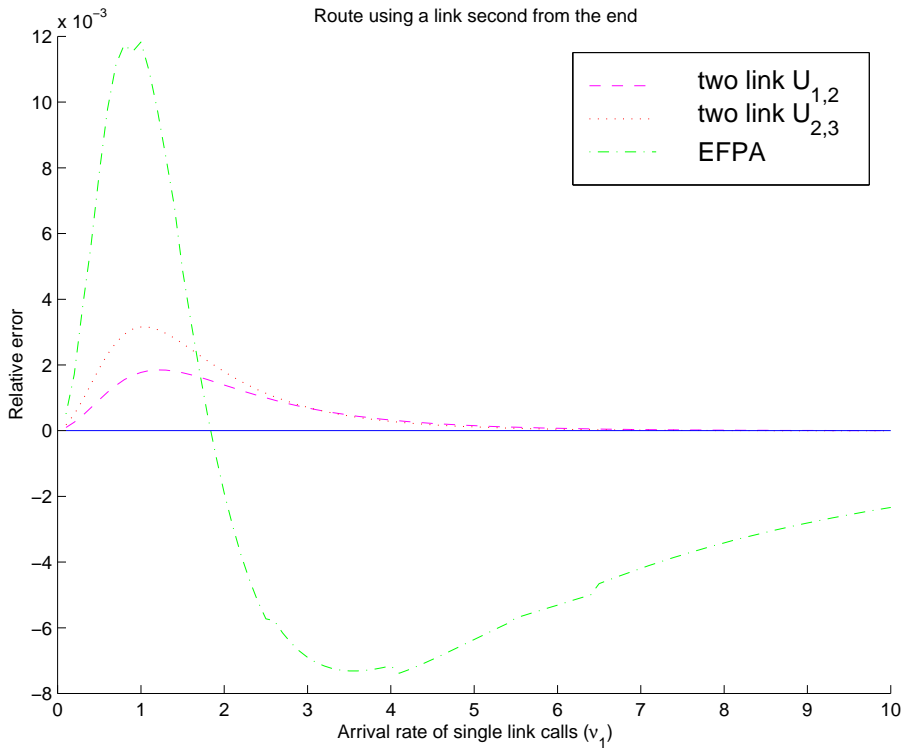


Figure 4: Accuracy for a line network (5 links,  $C = 5$ ,  $\nu_2 = \nu_1/2$ )

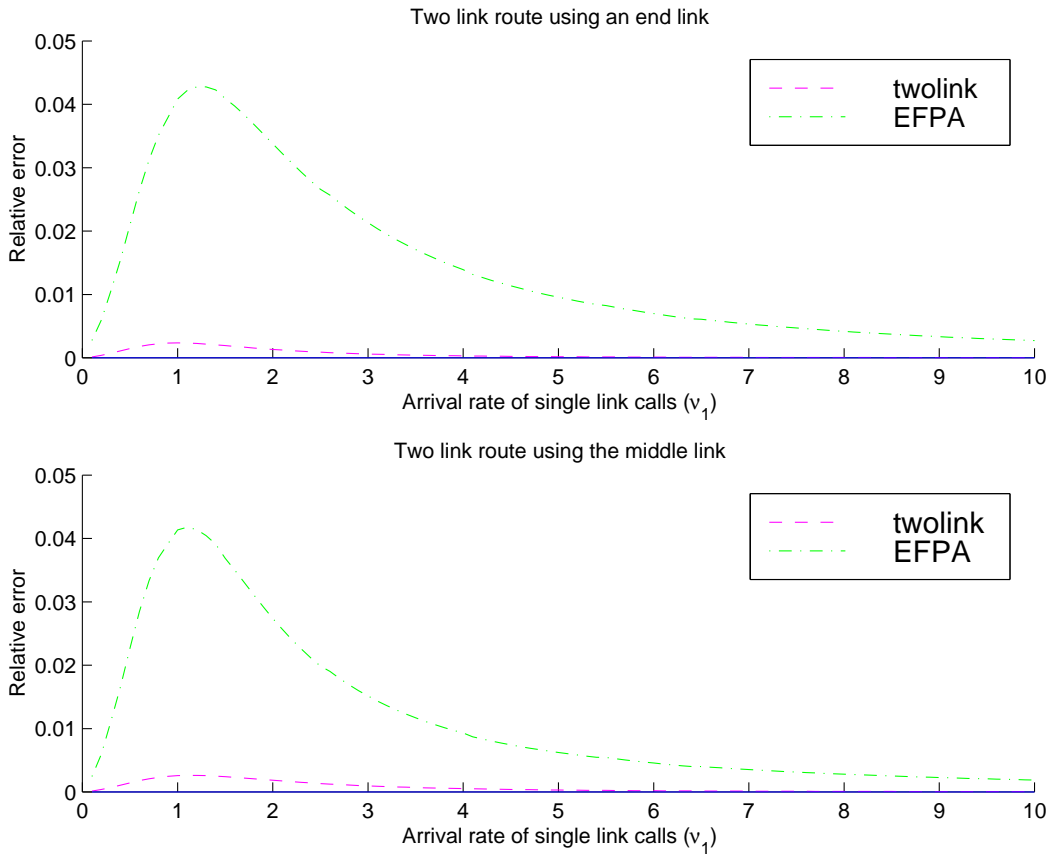


Figure 5: Accuracy for a line network (5 links,  $C = 5$ ,  $\nu_2 = \nu_1/2$ )

end was the only one with multiple loss estimates. In Figure 4 the relative errors of the estimates of  $L_2$  using the  $\Phi_{1,2}$ , and  $\Phi_{2,3}$  are compared to the EFPA. Both two-link estimates improve significantly on the EFPA's accuracy.

## 7 Derivation of the two-link approximation

In this section we derive the fixed-point equations for the two-link reduced load approximation of Section 5. Recall the way that we classified traffic offered to links  $i$  and  $j$ . We had introduced  $U_{i|j} = \sum_{r \in R_i \setminus R_j} Y_r$ ,  $U_{j|i} = \sum_{r \in R_j \setminus R_i} Y_r$ , and  $U_{i,j} = \sum_{r \in R_i \cap R_j} Y_r$ . When capacity constraints are present, questions concerning  $\mathbf{U}_{i,j} = (U_{i|j}, U_{i,j}, U_{j|i})$  are generally not easily answered. Let us now introduce new, independent processes  $\tilde{\mathbf{U}}_{i,j} = (\tilde{U}_{i|j}, \tilde{U}_{i,j}, \tilde{U}_{j|i})$ , for each pair of links  $i, j \in J$ . We shall suppose  $\tilde{\mathbf{U}}_{i,j}$  to be a continuous-time Markov chain that approximates the  $\pi$ -behaviour of  $\mathbf{U}_{i,j}$  in the space  $S_{i,j} = S_{i,j}(C_i, C_j) = \{(u_{i|j}, u_{i,j}, u_{j|i}) : u_{i|j} + u_{i,j} \leq C_i, u_{j|i} + u_{i,j} \leq C_j\}$ . Suppose that  $\tilde{\mathbf{U}}_{i,j}$  makes transitions

$$\begin{aligned} (u_{i|j}, u_{i,j}, u_{j|i}) &\rightarrow (u_{i|j} - 1, u_{i,j}, u_{j|i}), && \text{at rate } u_{i|j}, \\ (u_{i|j}, u_{i,j}, u_{j|i}) &\rightarrow (u_{i|j}, u_{i,j} - 1, u_{j|i}), && \text{at rate } u_{i,j}, \\ (u_{i|j}, u_{i,j}, u_{j|i}) &\rightarrow (u_{i|j}, u_{i,j}, u_{j|i} - 1), && \text{at rate } u_{j|i}, \\ (u_{i|j}, u_{i,j}, u_{j|i}) &\rightarrow (u_{i|j} + 1, u_{i,j}, u_{j|i}), && \text{at rate } \rho_{i|j}(u_{i|j}) \mathbf{1}_{\{u_{i|j} + u_{i,j} \leq C_i\}}, \\ (u_{i|j}, u_{i,j}, u_{j|i}) &\rightarrow (u_{i|j}, u_{i,j} + 1, u_{j|i}), && \text{at rate } \rho_{i,j}(u_{i,j}) \mathbf{1}_{\{u_{i|j} + u_{i,j} \leq C_i, u_{j|i} + u_{i,j} \leq C_j\}}, \\ (u_{i|j}, u_{i,j}, u_{j|i}) &\rightarrow (u_{i|j}, u_{i,j}, u_{j|i} + 1), && \text{at rate } \rho_{j|i}(u_{j|i}) \mathbf{1}_{\{u_{j|i} + u_{i,j} \leq C_j\}}, \end{aligned}$$

and no other transitions are possible. Then, the stationary distribution for  $\tilde{\mathbf{U}}_{i,j}$  is

$$\mathcal{P} \left( \tilde{\mathbf{U}}_{i,j} = (u_{i|j}, u_{i,j}, u_{j|i}) \right) = \Phi_{i,j}(C_i, C_j)^{-1} \frac{\prod_{m=0}^{u_{i|j}-1} \rho_{i|j}(m)}{u_{i|j}!} \frac{\prod_{m=0}^{u_{i,j}-1} \rho_{i,j}(m)}{u_{i,j}!} \frac{\prod_{m=0}^{u_{j|i}-1} \rho_{j|i}(m)}{u_{j|i}!}. \quad (28)$$

The partition function  $\Phi_{i,j}(C_i, C_j)$  is chosen such that the sum of  $\mathcal{P}$  over the set  $S_{i,j}$  is 1:

$$\Phi_{i,j}(C_i, C_j) = \sum_{u_i=0}^{C_i} \sum_{u_j=0}^{C_j} \sum_{k=0}^{\min(u_i, u_j)} \frac{\prod_{m=0}^{u_i-k-1} \rho_{i|j}(m)}{u_i - k!} \frac{\prod_{m=0}^{k-1} \rho_{i,j}(m)}{k!} \frac{\prod_{m=0}^{u_j-k-1} \rho_{j|i}(m)}{u_j - k!}.$$

Our aim is to choose  $\rho_{i|j}(\cdot)$ ,  $\rho_{i,j}(\cdot)$ , and  $\rho_{j|i}(\cdot)$  such that the behaviour of  $\tilde{\mathbf{U}}_{i,j}$ , with its assumed transition structure, best approximates that of  $\mathbf{U}_{i,j}$ . We assign these quantities expected rates.

Denote the space  $\prod_{i,j \in J} S_{i,j}$  by  $\tilde{S}$ . Let  $\Lambda_{i|j}(u) = \{(\mathbf{u}, \mathbf{v}) \in \tilde{S} \times \tilde{S} : u_{i|j} = u, v_{i|j} = u + 1\}$ , for  $u = 0, 1, \dots, C_i - 1$ , then  $\rho_{i|j}(u)$  defined as  $r(\Lambda_{i|j}(u))$  is a quantity

$$\rho_{i|j}(u) = \mathbb{E}_{\mathcal{P}} \left( q(\tilde{\mathbf{U}}, \Lambda_{i|j}(u, \tilde{\mathbf{U}})) \mid \tilde{U}_{i|j} = u, \tilde{U}_{i|j} + \tilde{U}_{i,j} < C_i \right), \quad (29)$$

where

$$q(\mathbf{u}, \Lambda_{i|j}(u, \mathbf{u})) = \sum_{r \in R_i \setminus R_j} \nu_r \prod_{k \in r \setminus \{i\}} \mathbf{1}_{\{u_{k|i} + u_{k,i} < C_k\}} \mathbf{1}_{\{u + u_{i,j} < C_i\}}.$$

Expression (29) may be partially evaluated as follows.

$$\begin{aligned} \mathbb{E} \left( q(\tilde{\mathbf{U}}, \mathbf{\Lambda}_{i|j}(u, \tilde{\mathbf{U}})) | \tilde{U}_{i|j} = u, \tilde{U}_{i|j} + \tilde{U}_{i,j} < C_i \right) = \\ \mathbb{E} \left( \alpha_{i|j}(\tilde{U}_{i|j} + \tilde{U}_{i,j}, \tilde{U}_{j|i} + \tilde{U}_{i,j}) | \tilde{U}_{i|j} = u, \tilde{U}_{i|j} + \tilde{U}_{i,j} < C_i \right), \end{aligned}$$

where  $\alpha_{i|j}(u_i, u_j) = \mathbb{E}(q(\tilde{\mathbf{U}}, \mathbf{\Lambda}_{i|j}(u, \tilde{\mathbf{U}})) | E(u_i, u_j))$ , and

$$E(u_i, u_j) = \left\{ \tilde{U}_{i|k} + \tilde{U}_{i,k} = u_i, k \in J \setminus \{i\} \right\} \cap \left\{ \tilde{U}_{j|k} + \tilde{U}_{j,k} = u_j, k \in J \setminus \{j\} \right\}$$

is the event that links  $i$  and  $j$  have utilisations  $u_i$  and  $u_j$  respectively. The substituted function  $\alpha_{i|j}(u_i, u_j)$  is the expected rate of transitions of type  $\{(\mathbf{u}, \mathbf{v}) \in \tilde{S} \times \tilde{S} : u_{i|j} + u_{i,j} = u_i, u_{j|i} + u_{i,j} = u_j, v_{i|j} = u_{i|j} + 1\}$ . It simplifies to

$$\alpha_{i|j}(u_i, u_j) = \begin{cases} 0, & \text{if } u_i = C_i; \\ \sum_{r \in R_i \setminus R_j} \nu_r \mathcal{P} \left( \tilde{U}_{k|i} + \tilde{U}_{i,k} < C_k, k \in r \setminus \{i\} | E(u_i, u_j) \right), & \text{otherwise.} \end{cases}$$

To make progress we need to make a simplifying assumption about  $\tilde{\mathbf{U}}$ . In the Erlang fixed point approximation it is assumed that the network's link utilisations  $\mathbf{U} = (U_i, i \in J)$  have a product-form distribution. This assumption, which is equivalent to link independence, substantially simplifies the analysis. In the present scheme we assume independence of the random variables  $\tilde{U}_{i,j}$ , so that each pair of links  $\{i, j\} \in J$  forms an index to a random process  $\tilde{U}_{i,j}$  that operates independently of every other process. Using this assumption,

$$\begin{aligned} \alpha_{i|j}(u_i, u_j) &= \sum_{r \in R_i \setminus R_j} \nu_r \prod_{k \in r \setminus \{i\}} \mathcal{P}(\tilde{U}_{k|i} + \tilde{U}_{i,k} < C_k | \tilde{U}_{i|k} + \tilde{U}_{i,k} = u_i) 1_{\{u_i < C_i\}} \\ &= \sum_{r \in R_i \setminus R_j} \nu_r \prod_{k \in r} (1 - B_{k|i}(u_i)), \end{aligned}$$

where  $B_{k|i}(u_i)$  is the likelihood that link  $k$  is full when link  $i$  is known to have  $u_i$  circuits busy. This quantity is estimated to be

$$\begin{aligned} B_{k|i}(u_i) &= \frac{\sum_{u_{i,k}=0}^{\min(C_k, u_i)} \mathcal{P}(\tilde{U}_{k|i} = C_k - u_{i,k}, \tilde{U}_{i,k} = u_{i,k}, \tilde{U}_{i|k} = u_i - u_{i,k})}{\sum_{u_k=0}^{C_k} \sum_{u_{i,k}=0}^{\min(u_k, u_i)} \mathcal{P}(\tilde{U}_{k|i} = u_k - u_{i,k}, \tilde{U}_{i,k} = u_{i,k}, \tilde{U}_{i|k} = u_i - u_{i,k})} \\ &= \begin{cases} \frac{\sum_{u_{i,k}=0}^{\min(C_k, u_i)} h_{k,i}(C_k - u_{i,k}, u_{i,k}, u_i - u_{i,k})}{\sum_{u_k=0}^{C_k} \sum_{u_{i,k}=0}^{\min(u_k, u_i)} h_{k,i}(u_k - u_{i,k}, u_{i,k}, u_i - u_{i,k})}, & \text{if } k \neq i, \\ 1_{\{u_i = C_i\}}, & \text{if } k = i, \end{cases} \end{aligned}$$

with  $h_{k,i}(u_{k|i}, u_{k,i}, u_{k|i}) \propto \mathcal{P}(\tilde{\mathbf{U}}_{k,i} = (u_{k|i}, u_{k,i}, u_{k|i}))$  in  $S_{k,i}$ . Thus, we have an expression for the reduced load marginal rate of arrivals to link  $i$  that do not use link  $j$ :

$$\rho_{i|j}(u) = \sum_{r \in R_i \setminus R_j} \nu_r \sum_{v=0}^{\min(C_i - u, C_j)} \prod_{k \in r} (1 - B_{k|i}(u + v)) \mathcal{P}(\tilde{U}_{i,j} = v | \tilde{U}_{i|j} = u, \tilde{U}_{i|j} + \tilde{U}_{i,j} < C_i).$$

Expression (19) results when  $\mathcal{P}(\tilde{U}_{i,j} = u_{i,j} \mid \tilde{U}_{i|j} = u, \tilde{U}_{i|j} + \tilde{U}_{i,j} < C_i)$  is estimated by

$$\frac{\sum_{v=0}^{C_j - u_{i,j}} h_{i,j}(u, u_{i,j}, v)}{\sum_{w=0}^{C_i - u - 1} \sum_{v=0}^{C_j - w} h_{i,j}(u, w, v)}.$$

Expression (20) for the reduced load rate  $\rho_{i,j}(u)$  of arrivals of type  $\mathbf{\Lambda}_{i,j}(u) = \{(\mathbf{u}, \mathbf{v}) \in \tilde{S} \times \tilde{S} : u_{i,j} = u, v_{i,j} = u + 1\}$ ,  $u = 0, 1, \dots, \min(C_i - 1, C_j - 1)$ , is derived in a similar way. The quantity  $\alpha_{i,j}(u_i, u_j)$  representing the average rate at which calls that cause an increase in the utilisation of both resource  $i$  and  $j$  are arriving when  $U_i = u_i$ , and  $U_j = u_j$ , is

$$\alpha_{i,j}(u_i, u_j) = \mathbb{E} \left( \sum_{r \in R_i \cap R_j} \nu_r \prod_{k \in r \setminus \{i,j\}} 1_{\{\tilde{U}_{k|i} + \tilde{U}_{k,i} < C_k\}} \mid E(u_i, u_j) \right) 1_{\{u_i < C_i, u_j < C_j\}},$$

which leads to

$$\alpha_{i,j}(u_i, u_j) = \begin{cases} 0, & \text{if } u_j = C_j; \\ \sum_{r \in R_i \cap R_j} \nu_r \prod_{k \in r} (1 - B_{k|i}(u_i)), & \text{otherwise.} \end{cases}$$

Setting  $\rho_{i,j}(u) = r(\mathbf{\Lambda}_{i,j}(u))$ ,

$$\begin{aligned} \rho_{i,j}(u) &= \mathbb{E} \left( \alpha_{i,j}(\tilde{U}_{i|j} + \tilde{U}_{i,j}, \tilde{U}_{j|i} + \tilde{U}_{i,j}) \mid \tilde{U}_{i,j} = u, \tilde{U}_{i|j} + \tilde{U}_{i,j} < C_i, \tilde{U}_{j|i} + \tilde{U}_{i,j} < C_j \right) \\ &= \sum_{r \in R_i \cap R_j} \nu_r \sum_{u_{i|j}=0}^{C_i - u - 1} \prod_{k \in r \setminus \{j\}} (1 - B_{k|i}(u_{i|j} + u)) \\ &\quad \mathcal{P} \left( \tilde{U}_{i|j} = u_{i|j} \mid \tilde{U}_{i,j} = u, \tilde{U}_{i|j} + \tilde{U}_{i,j} < C_i, \tilde{U}_{j|i} + \tilde{U}_{i,j} < C_j \right). \end{aligned}$$

Expression (20) follows on substituting

$$\frac{\sum_{v=0}^{C_j - u_{i,j} - 1} h_{i,j}(u_{i|j}, u, v)}{\sum_{w=0}^{C_i - u - 1} \sum_{v=0}^{C_j - u - 1} h_{i,j}(w, u, v)}$$

for the conditional probability  $\mathcal{P}(\tilde{U}_{i|j} = u_{i|j} \mid \tilde{U}_{i,j} = u, \tilde{U}_{i|j} + \tilde{U}_{i,j} < C_i, \tilde{U}_{j|i} + \tilde{U}_{i,j} < C_j)$ . The loss probabilities may be estimated using  $\Phi_{i,j}$ . Losses on two link routes,  $r = \{i, j\}$ , have

$$L_r = 1 - \pi(U_i < C_i, U_j < C_j) \approx 1 - \frac{\Phi_{i,j}(C_i - 1, C_j - 1)}{\Phi_{i,j}(C_i, C_j)}.$$

Calls that use the single link  $i$  are lost with probability

$$B_i = 1 - \pi(U_i < C_i) \approx 1 - \frac{\Phi_{i,j}(C_i - 1, C_j)}{\Phi_{i,j}(C_i, C_j)}.$$

The approximation for  $B_i$  depends on  $j$  because the distribution of  $\tilde{U}_{i|j} + \tilde{U}_{i,j}$  has a different expression from that of  $\tilde{U}_{i|k} + \tilde{U}_{i,k}$ . As a result, the loss estimated using  $\Phi_{i,j}$  may be different from the estimate of  $\Phi_{i,k}$ .

**Acknowledgements:** We are grateful to an anonymous referee for useful comments on a previous version of our two-link approximation. We would like to thank Ilze Ziedins for valuable discussions on this work. The support of the Centre for Mathematics and its Applications at the Australian National University for an award to attend the National Symposium “Non-linear Time Series, Stochastic Networks and Allied Modern Statistical Techniques” (Australian National University, 28 June–2 July, 2000) was of great assistance with Mark Thompson’s research relating to this paper. Thanks go also to Nick Denman for comments on an earlier draft of this paper. The support of the Australian Research Council is gratefully acknowledged.

## References

- [1] M. Bebbington, P. Pollett and I. Ziedins. Improved fixed point methods for loss networks with linear structure. In (W. Lavery ed.) *Proc. 4th Int. Conf. Telecom.*, Vol. 3, Melbourne, Australia, pp. 1411–1416, 1997.
- [2] S. Borst and D. Mitra. Virtual partitioning for robust resource sharing: computational techniques for heterogeneous traffic. *IEEE J. Selected Areas in Communications* **16**, 668–678, 1998.
- [3] R. Boucherie and M. Mandjes. Estimation of performance measures for product form cellular mobile communications networks. *Telecom. Sys.* **10**, 321–354, 1998.
- [4] Z. Dziong and J. Roberts. Congestion probabilities in a circuit-switched integrated services network. *Performance Evaluation* **7**, 267–284, 1987.
- [5] D. Everitt and N. Macfadyen. Analysis of multi-cellular mobile radiotelephone systems with loss. *British Telecom. Technol. J.*, 37–45, 1983.
- [6] A. Girard. *Routing and Dimensioning in Circuit-Switched Networks*, Addison-Wesley, 1990.
- [7] P. Hunt and C. Laws. Optimization via trunk reservation in single resource loss systems under heavy traffic. *Ann. Appl. Probab.* **7**, 1058–1079, 1997.
- [8] F. Kelly. *Reversibility and Stochastic Networks*, Wiley series in Probability and Mathematical Statistics, Wiley, Chichester, 1979.
- [9] F. Kelly. Blocking probabilities in large circuit-switched networks. *Adv. Appl. Probab.* **18**, 473–505, 1986.
- [10] F. Kelly. Loss networks. *Ann. Appl. Probab.* **1**, 319–378, 1991.
- [11] P. Key. Optimal control and trunk reservation in loss networks. *Probab. Eng. Informat. Sci.* **4**, 203–242, 1990.
- [12] R. Lloyd-Evans. *Wide Area Network Performance and Optimization: Practical Strategies for Success*, Data Communications and Networks Series, Addison-Wesley, Harlow, 1996.

- [13] G. Louth, M. Mitzenmacher and F. Kelly. Computational complexity of loss networks. *Theoret. Comput. Sci.* **125**, 45–59, 1994.
- [14] D. Mitra and P. Weinberger. Probabilistic models of database locking: solutions, computational algorithms and asymptotics. *J. Assoc. Comput. Mach.* **31**, 855–878, 1984.
- [15] D. Mitra and I. Ziedins. Virtual partitioning by dynamic priorities: fair and efficient resource-sharing by several services. In (B. Plattner ed.) *1996 International Zurich Seminar on Digital Communications*, Lecture Notes in Computer Science, Broadband Communications, Springer, pp. 173–185, 1996.
- [16] K. Ross. *Multiservice Loss Models for Broadband Telecommunication Networks*, Telecommunication Networks and Computer Systems, Springer-Verlag, New York, 1995.
- [17] K. Ross and D. Tsang. Teletraffic engineering for product-form circuit-switched networks. *Adv. Appl. Probab.* **22**, 657–675, 1990.
- [18] W. Whitt. Blocking when service is required from several facilities simultaneously. *AT&T Tech. J.* **64**, 1807–1856, 1985.
- [19] S. Zachary. On blocking in loss networks. *Adv. Appl. Probab.* **23**, 355–372, 1991.
- [20] S. Zachary and I. Ziedins. Loss networks and Markov random fields. *J. Appl. Probab.* **36**, 403–414, 1999.
- [21] I. Ziedins and F. Kelly. Limit theorems for loss networks with diverse routing. *Adv. Appl. Probab.* **21**, 804–830, 1989.